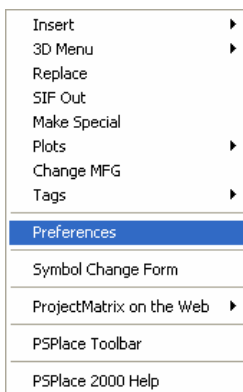


# ProjectSymbols

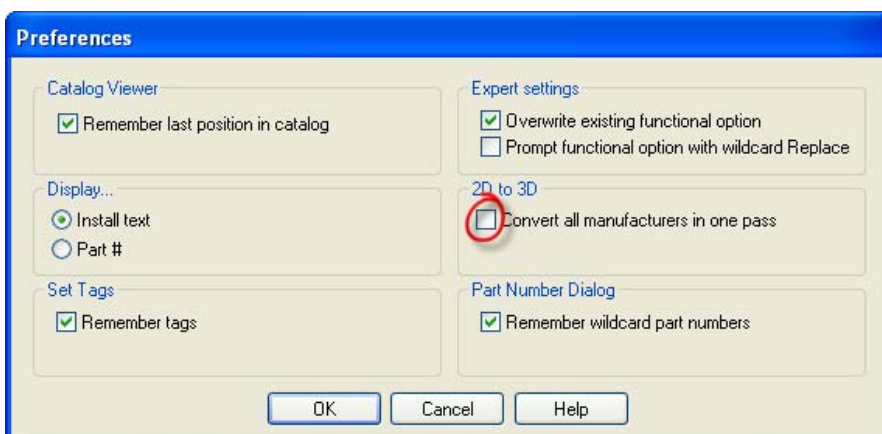
## Issue- 3D Problems

If you are having difficulties getting symbols to convert to 3D here are some things to try.

1. Go to your PSPlace pull-down menu and select "Preferences".



2. Turn off the check mark in the 2D to 3D preferences box.



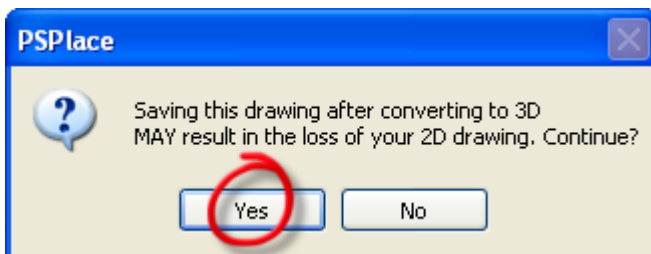
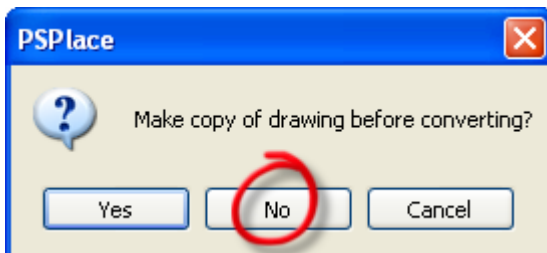
3. Make sure your active MFG is set to the symbols you are trying to 3D.



4. Try your 2Dto3D command again.

\*\*\*NOTE\*\*\*

To do multiple MFG using this method, for the second, third, etc. Change the active MFG to your new MFG and select the 3D drawing but do not make another copy. (See Figure 1 on the next page for an example.)



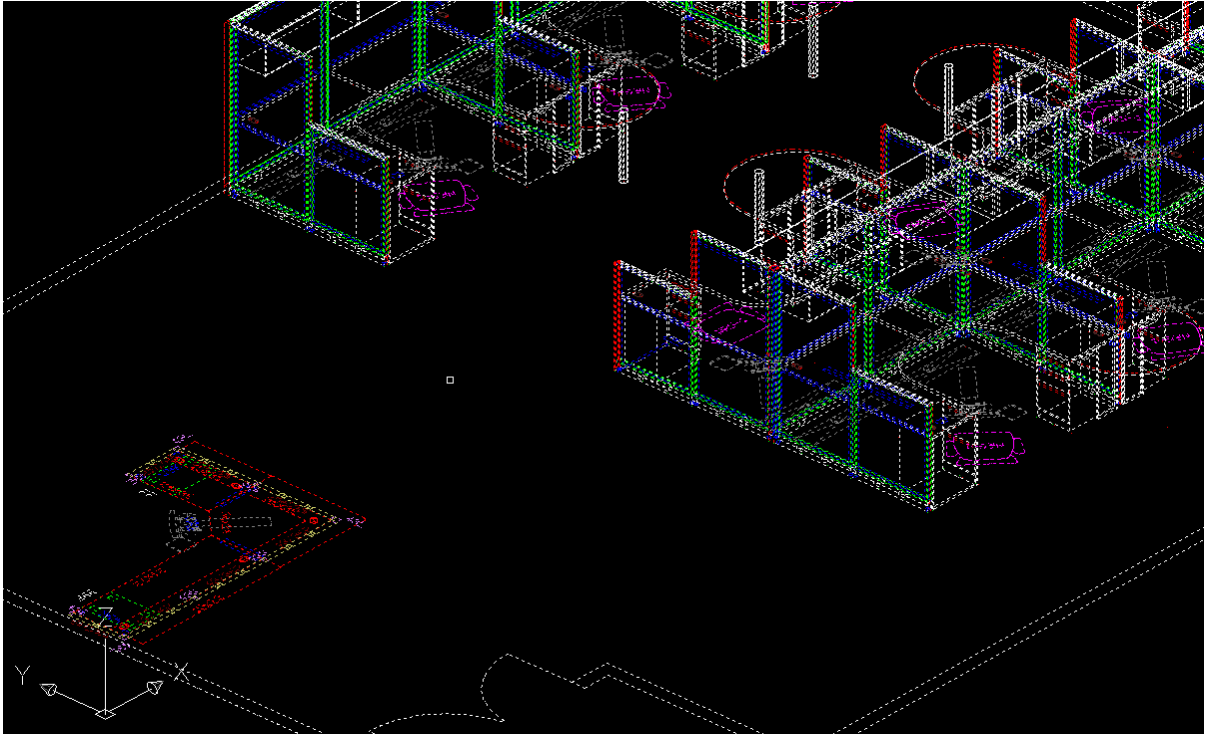


FIGURE 1

\*\*\*If this method still does not convert your 2D symbols to 3D, please email the MFG name and several part numbers to [support@projectmatrix.com](mailto:support@projectmatrix.com) so that we can verify your issue and correct accordingly.